

Get Ready for Christmas

Activity Booklet

© Empowering Kids, Inc. 2007

Written by Mary Jutila
Illustrated by Cara Brull

Empowering Kids, Inc.
20472 Crescent Bay, Suite 100
Lake Forest, CA 92630
www.empoweringkids.net
1-866-EMPOWER

Table of Contents:

**Lesson One: An Angel Comes to Visit
Hope Page 1**

**Lesson Two: His Name is John
Prepare Page 7**

**Lesson Three: Jesus is Born!
Give Page 13**


**Lesson Four: Jesus Has Visitors
Seek Page 19**

**Lesson Five: Jesus Grows Up
Grow Page 25**

**The Christmas Story
(Luke 2:1-20) Page 31**


HOPE: Week One

Our Advent Calendar is open to show Mary and our word for the week, "Hope."



Memory Verse

Color the words below to practice the Bible verse for this week.
Can you say it too?



Bible Story

An angel named Gabriel visited Mary to tell her the most exciting news! She was going to be the mother of God's only son, Jesus. Color this picture of the angel Gabriel sharing God's plan with Mary.



Activity Page

Look at each picture of Mary and decide if you think it shows something that happened before or after the angel visits. Circle your answer then color the pictures!



BEFORE OR AFTER



BEFORE OR AFTER



BEFORE OR AFTER



BEFORE OR AFTER



BEFORE OR AFTER




BEFORE OR AFTER

Application

The word HOPE appears 15 times in this puzzle. Circle each one. Use the letters that are left over to fill in the blank, to find out what brought hope to the world.

HOPEPOH
BHOPEOO
HOPEPH
IPREOOE
TEPOHPP
HOHOPEO
HOPEPOH


The _____ of Jesus
brought hope to the
world on Christmas day!



Draw and color something here that you learned about Getting Ready for Christmas!


Prepare: Week Two

A new window is open in our Advent Calendar. It shows John the Baptist and the word "Prepare."



Memory Verse

Color the words below to remember the Bible verse for this week.
Are you ready to tell someone about Jesus?



...1 PETER 3:15B...

Bible Story

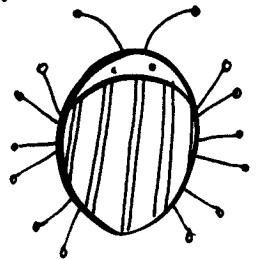
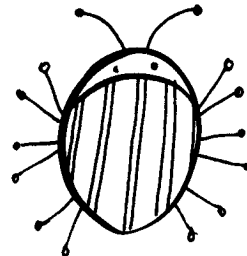

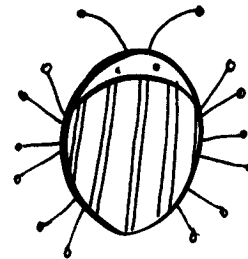


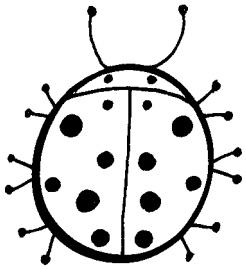







John the Baptist had a very special job; he was to prepare the way for Jesus' ministry and teaching. Color John in the water, ready to baptize all who believed in Jesus Christ.



Activity Page


Buggy Differences:

Can you tell which bug is different? Color all of them, and then circle the different bug!




Application

Christmas Sudoku




Sudoku is fun and easy to play!
Fill in the grid with the Christmas shapes so that in each row, column, and 2X2 square each shape only appears once.



Draw and color something here that you learned about Getting Ready for Christmas!

Give: Week Three

A new window is open in our Advent Calendar. Baby Jesus in the manger is in the window with the word "Give."



Memory Verse

Color the words below to remember the Bible verse for this week.
Can you say it from memory?



Bible Story

Color this picture of Joseph and Mary traveling to Bethlehem, where Jesus would soon be born.




Activity Page


Connect the dots to discover the precious gift that God gave to us on Christmas!



Application

God gave us the best gift ever, His son Jesus! Write your name on the gift tags below. Then color and cut them out and attach them to the gifts you will give your Mom, Dad, Grandma and Grandpa.






Draw and color something here that you learned about Getting Ready for Christmas!

Seek: Week Four

The word "Seek" appears this week in our Advent Calendar with one of the shepherds on his way to see the new born King!



Memory Verse

Color the words below to practice the Bible verse for this week.
Can you say it to a family member?

SEEK

THE


LORD

...ISAIAH 55:6...




Bible Story

After Jesus was born, he had some special visitors. Shepherds followed the star to the place where Jesus and his family were. Color this picture of the shepherds praising baby Jesus.




Activity Page

Help the wise men find their way through the maze to the house where Jesus lived!



Application

Make your own Christmas puzzle. First color the puzzle, then cut out this picture on the black lines, and put the puzzle pieces back together! Make sure you share this with your family and friends.






Draw and color something here that you learned about Getting Ready for Christmas!

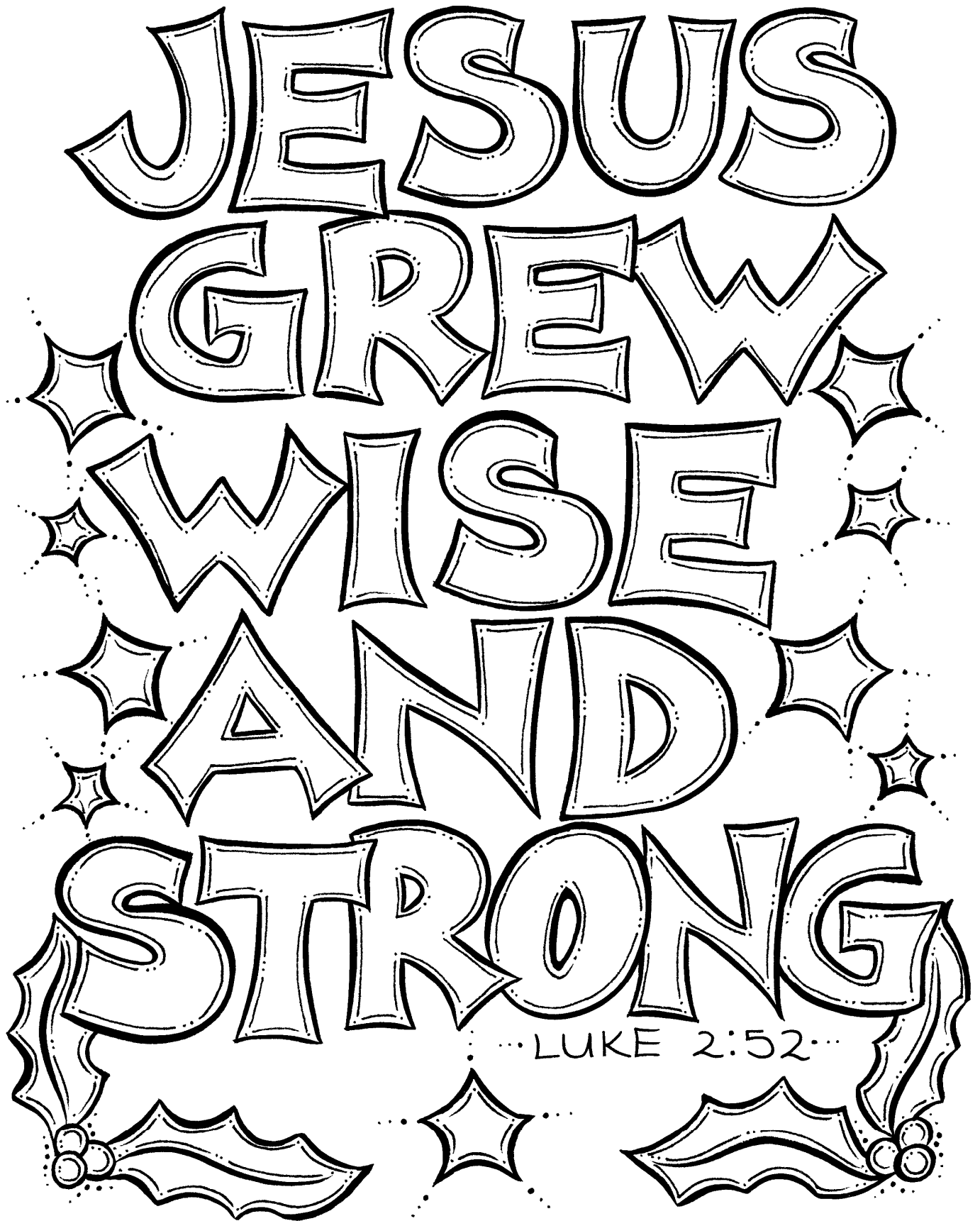
Grow: Week Five

All five of the windows are open on our Advent Calendar! Our last window opened to the word "Grow" and Jesus as a young boy learning.



Memory Verse

Color the words below to practice the Bible verse for this week.
What hand motions can you use to help you remember?



Bible Story





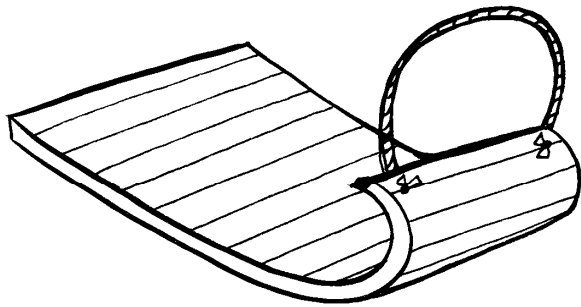
Growing up, Jesus knew it was important to learn about God's word. Color this picture of Him teaching in the temple when He was just a boy.



Activity Page


What Grows?


Color and circle everything on this page that grows! Can you find all 6 of them?



Application

Color the pictures that show the things you want to do this year. Then hang it up somewhere to remind you.





Draw and color something here that you learned about Getting Ready for Christmas!

The Christmas Story

Luke 2:1-20 NIV

In those days Caesar Augustus issued a decree that a census should be taken of the entire Roman world. (This was the first census that took place while Quirinius was governor of Syria.) And everyone went to his own town to register.

So Joseph also went up from the town of Nazareth in Galilee to Judea, to Bethlehem the town of David, because he belonged to the house and line of David. He went there to register with Mary, who was pledged to be married to him and was expecting a child. While they were there, the time came for the baby to be born, and she gave birth to her firstborn, a son. She wrapped him in cloths and placed him in a manger, because there was no room for them in the inn.

And there were shepherds living out in the fields nearby, keeping watch over their flocks at night. An angel of the Lord appeared to them, and the glory of the Lord shone around them, and they were terrified. But the angel said to them, "Do not be afraid. I bring you good news of great joy that will be for all the people. Today in the town of David a Savior has been born to you; he is Christ the Lord. This will be a sign to you: You will find a baby wrapped in cloths and lying in a manger."

Suddenly a great company of the heavenly host appeared with the angel, praising God and saying, "Glory to God in the highest, and on earth peace to men on whom his favor rests."

When the angels had left them and gone into heaven, the shepherds said to one another, "Let's go to Bethlehem and see this thing that has happened, which the Lord has told us about."

So they hurried off and found Mary and Joseph, and the baby, who was lying in the manger. When they had seen him, they spread the word concerning what had been told them about this child, and all who heard it were amazed at what the shepherds said to them. But Mary treasured up all these things and pondered them in her heart. The shepherds returned, glorifying and praising God for all the things they had heard and seen, which were just as they had been told.